

FEATURES

- For low temperature operation down to -110 °C
- Large effective area: 48.5 mm × 48.5 mm
- 2 × 2 multianode, pixel size: 24.25 mm × 24.25 mm / anode
- High UV sensitivity
- Low profile
- Low radioactivity

APPLICATIONS

- Academic research (Dark matter detection)
- Nuclear medicine equipment (PET)

SPECIFICATIONS

GENERAL

Parameter		Description	Unit
Spectral response		160 to 650	nm
Peak wavelength		400	nm
Photocathode material		Bialkali	—
Window	Material	Silica glass	—
	Thickness	2.5	mm
Dynode	Structure	Metal channel dynode	—
	Number of stages	10	—
Anode	Number of pixels	4 (2 × 2 matrix)	—
	Pixel size / pitch at center	24.25 × 24.25	mm
Effective area		48.5 × 48.5	mm
Dimensional outline (W × H × D)		56 × 56 × 14.8	mm
Packing density (Effective area / External size)		75	%
Weight		104	g
Operating ambient temperature		-110 to +50	°C
Storage temperature		-110 to +50	°C

MAXIMUM RATINGS (ABSOLUTE MAXIMUM VALUES)

Parameter		Value	Unit
Supply voltage	Between anode and cathode	1100	V
Average anode output current in total		0.1	mA

CHARACTERISTICS at 25 °C


Parameter		Min.	Typ.	Max.	Unit
Cathode sensitivity	Luminous (2856 K)	70	95	—	μA/lm
	Blue sensitivity index	—	10	—	—
	Quantum efficiency at 175 nm	30	33	—	%
Anode sensitivity	Luminous (2856 K)	—	140	—	A/lm
Gain		0.5×10^6	1.5×10^6	—	—
Anode dark current	per channel	—	1.5	—	nA
	in total	—	6	50	nA
Time response	Rise time	—	1.2	—	ns
	Transit time	—	5.9	—	ns
	Transit time spread (FWHM)	—	0.41	—	ns
Pulse linearity per channel (2 % deviation)		—	8	—	mA
Pulse linearity per channel (5 % deviation)		—	20	—	mA
Uniformity ratio between anodes		—	1: 1.5	1: 2	—

NOTE: Anode characteristics are measured with a voltage distribution ratio shown below.

VOLTAGE DISTRIBUTION RATIO AND SUPPLY VOLTAGE

Electrodes	K	Dy1	Dy2	Dy3	Dy4	Dy5	Dy6	Dy7	Dy8	Dy9	Dy10	GR	P
Distribution ratio	2	1	1	1	1	1	1	1	1	1	1	0.5	

Supply voltage: 1000 V, K: Cathode, Dy: Dynode, GR: Guard ring, P: Anode



FLAT PANEL TYPE MULTIANODE PHOTOMULTIPLIER TUBE R12699-406-M4

Figure 1: Typical spectral response

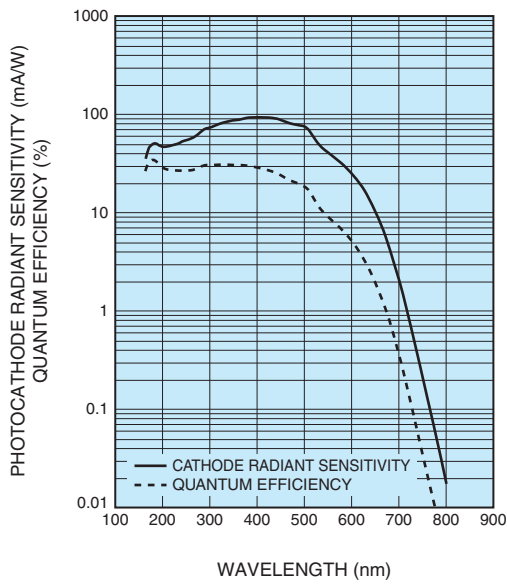


Figure 2: Typical gain

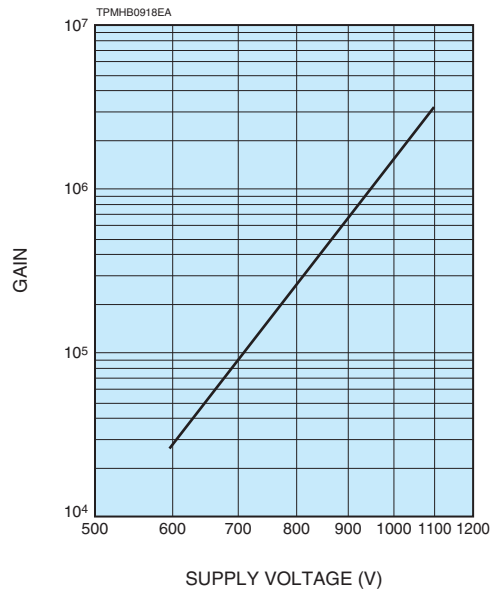
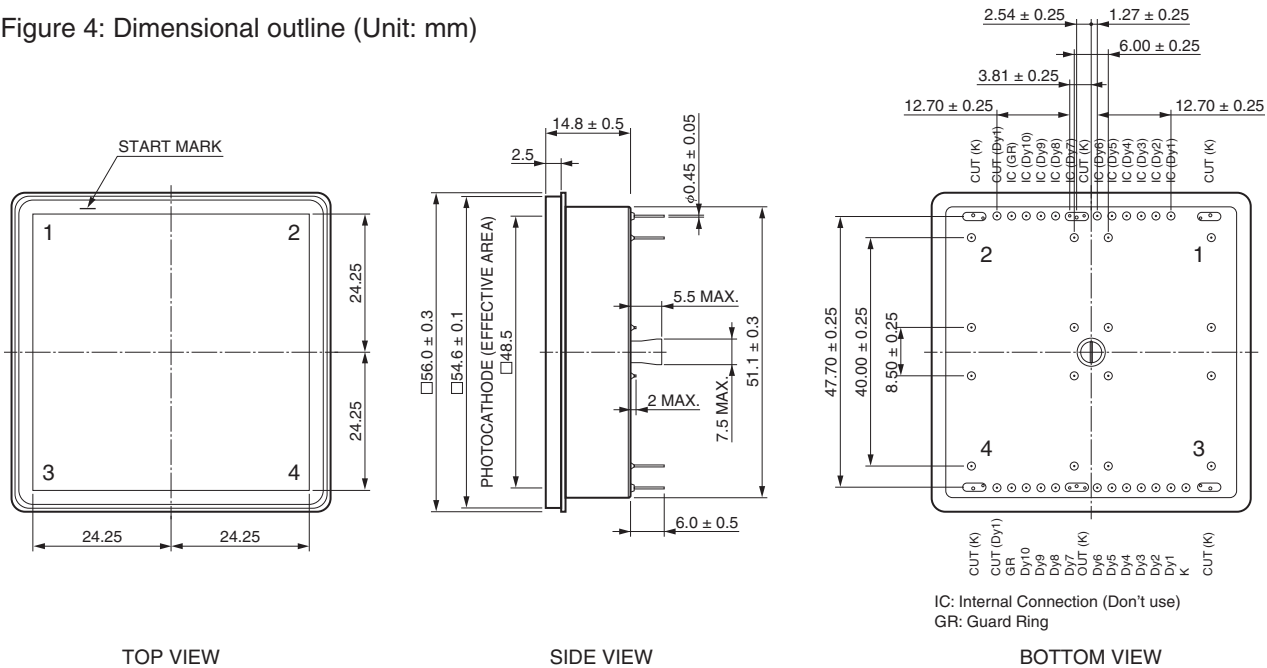


Figure 3: Anode cross-talk (Example)

P1		P2	
100 %	0.61 %	0.02 %	0.07 %
0.22 %	0.02 %	0.14 %	100 %
P3		P4	

SUPPLY VOLTAGE: 1000 V
LIGHT SOURCE: TUNGSTEN LAMP (DC LIGHT)
SPOT ILLUMINATION: 24.25 mm × 24.25 mm

Figure 4: Dimensional outline (Unit: mm)



HAMAMATSU PHOTONICS K.K. www.hamamatsu.com

HAMAMATSU PHOTONICS K.K., Electron Tube Division

314-5, Shimokanzo, Iwata City, Shizuoka Pref., 438-0193, Japan, Telephone: (81)539/62-5248, Fax: (81)539/62-2205

U.S.A.: Hamamatsu Corporation: 360 Foothill Road, Bridgewater, NJ 08807, U.S.A., Telephone: (1)908-231-0960, Fax: (1)908-231-1218 E-mail: usa@hamamatsu.com

Germany: Hamamatsu Photonics Deutschland GmbH: Arzbergerstr. 10, D-82211 Hersching am Ammersee, Germany, Telephone: (49)8152-375-0, Fax: (49)8152-265-8 E-mail: info@hamamatsu.de

France: Hamamatsu Photonics France S.A.R.L.: 19, Rue du Saule Trapu, Parc du Moulin de Massy, 91882 Massy Cedex, France, Telephone: (33)1 69 53 71 00, Fax: (33)1 69 53 71 10 E-mail: infos@hamamatsu.fr

United Kingdom: Hamamatsu Photonics UK Limited: 2 Howard Court, 10 Tewin Road, Welwyn Garden City, Hertfordshire AL7 1BW, UK, Telephone: (44)1707-294888, Fax: (44)1707-325777 E-mail: info@hamamatsu.co.uk

North Europe: Hamamatsu Photonics Norden AB: Torshamnsgatan 35 16440 Kista, Sweden, Telephone: (46)8-509 031 00, Fax: (46)8-509 031 01 E-mail: info@hamamatsu.se

Italy: Hamamatsu Photonics Italia S.r.l.: Strada della Moia, 1 int. 6, 20020 Arese (Milano), Italy, Telephone: (39)02-93 58 17 33, Fax: (39)02-93 58 17 41 E-mail: info@hamamatsu.it

China: Hamamatsu Photonics (China) Co., Ltd.: 1201 Tower B, Jiaming Center, 27 Dongsanhuan Beilu, Chaoyang District, 100020 Beijing, China, Telephone: (86)10-6586-6006, Fax: (86)10-6586-2866 E-mail: hpc@hamamatsu.com.cn

Taiwan: Hamamatsu Photonics Taiwan Co., Ltd.: 8F-3, No. 158, Section 2, Gongdao 5th Road, East District, Hsinchu, 300, Taiwan R.O.C. Telephone: (886)03-659-0080, Fax: (886)03-659-0081 E-mail: info@tw.npk.co.jp

TPMHA0631EA

TPMH1368E01
OCT. 2017 IP